

Get References from CSA Databases in GALILEO®

CSA (Cambridge Scientific Abstracts) supplies many of the GALILEO® databases. Their search screens look similar to the ones shown here. The following examples use Aquatic Sciences & Fisheries Abstracts (ASFA).

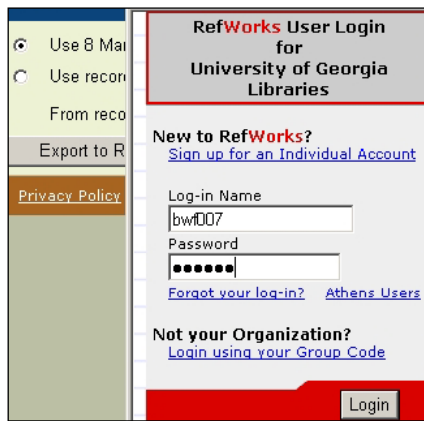
Conduct your search in the CSA database of your choice.



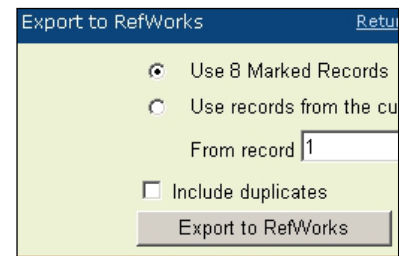
Mark the items you want. Click *Update Marked List* at top of page for each page on which you mark citations.

When you have updated your marked list for the last time, click the *RefWorks* link in the CSA database.

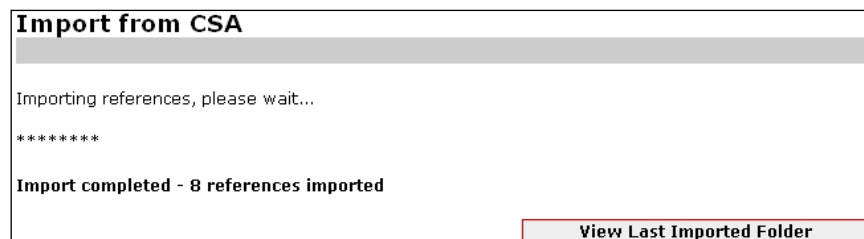
Select appropriate radio button. Click *Export to RefWorks*.



The CSA database opens RefWorks. Enter your *Log-in Name* and *Password*. Click *Login*.



The CSA database exports your citations directly into the *Last Imported* folder in RefWorks. Click *View Last Imported Folder* to **move them** into another folder.



References left in *Last Imported* will be copied to *References Not in a Folder*, and overwritten the next time you import. Move them to one of your other folders.