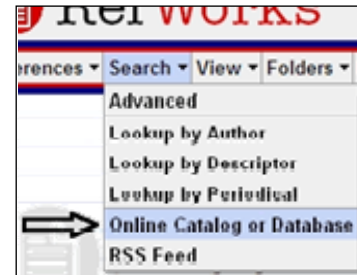
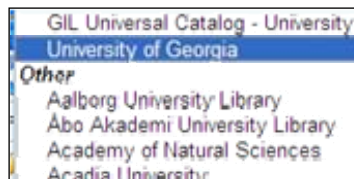


Get References from Online Library Catalogs or PubMed

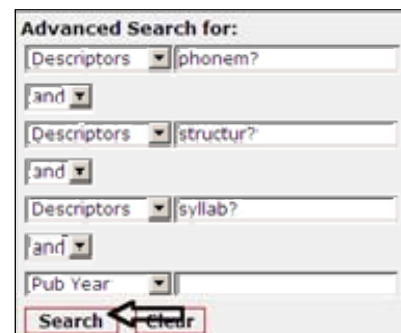
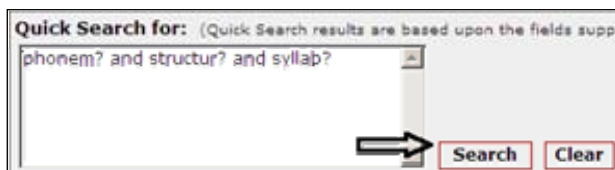
RefWorks can import references from many libraries' catalogs, and PubMed. The search screens use a standard interface called Z39.50. These screens will look the same no matter which of these resources you are searching.

To reach the Z39.50 search screen: *Search > Online Catalog or Database.*

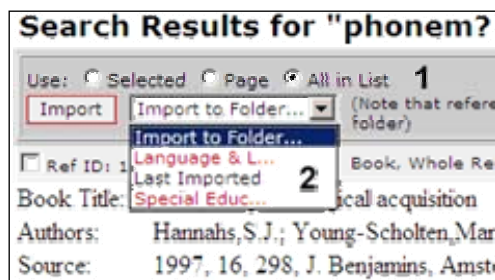
From the drop-down catalog/database menu, select *University of Georgia*.



There is a *Quick Search* and an *Advanced Search* option. Each has its own

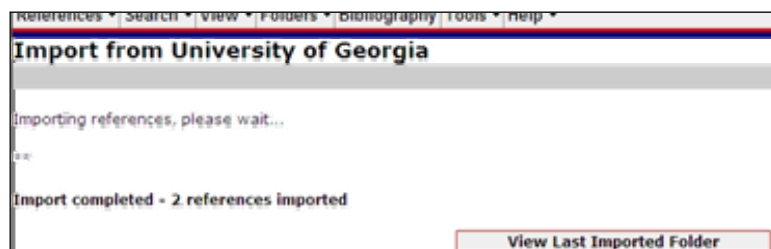


Use the truncation symbol ? in GIL@UGA catalog.



A new browser window will open with the results. In this window, select the references you want (1) and **move them** into one of your folders (2).

Imported references are also saved to *Last Imported*.



References left in *Last Imported* will be copied to *References Not in a Folder* the next time you import. Move them to one of your other folders.