

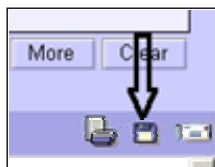
Get References from Ovid-WebSPIRS®5 Databases in GALILEO®

Ovid-WebSPIRS®5 supplies some GALILEO® databases. Their search screens look similar to the ones shown here.

*A list of Ovid-WebSPIRS®5 databases follows these instructions.

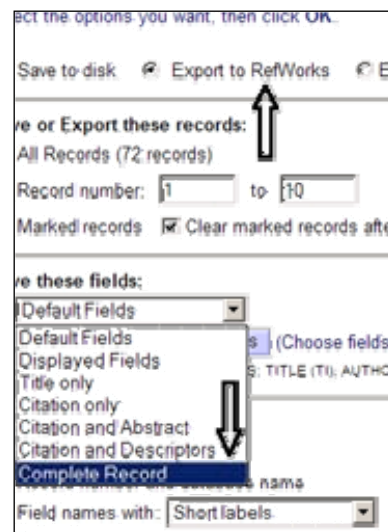
Conduct your search in the SilverPlatter database of your choice. Mark the items you want.

Click the disk icon in the top right of the screen.



On the next screen, click the radio button for *Export to RefWorks* is selected, and the *Save these fields* is set to *Complete Record*.

Click the yellow *OK* button at the top of the page.



RefWorks User Login
for
University of Georgia
Libraries

New to RefWorks?
[Sign up for an Individual Account](#)

Log-in Name
bwf007

Password

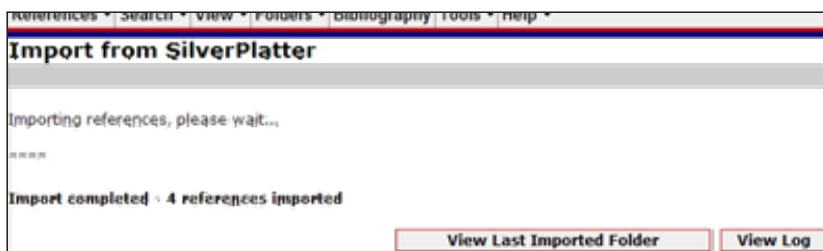
[Forgot your log-in?](#) [Athens Users](#)

Not your Organization?
[Login using your Group Code](#)

[RefWorks Terms and Conditions](#)

When prompted, login to your RefWorks account.

The SilverPlatter database exports your references directly into the *Last Imported* folder in RefWorks. Click *View Last Imported Folder* to **move them** into another folder.



References left in *Last Imported* will be copied to *References Not in a Folder* the next time you import. Move them to one of your other folders.

***List of Ovid-WebSPIRS®5 databases in GALILEO®**

Ageline, BIOSIS Previews, Health & Psychosocial Instruments, International Pharmaceutical Abstracts, Philosophers Index, Social Work Abstracts, Zoological Record