

Get References from OCLC FirstSearch Databases in GALILEO®

OCLC FirstSearch supplies a some of the GALILEO® databases. Their search screens look similar to the ones shown here.

*A list of OCLC FirstSearch databases follows these instructions.

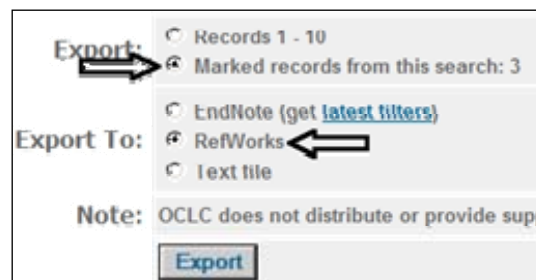
Conduct your search in the OCLC database of your choice. Mark the items you want.



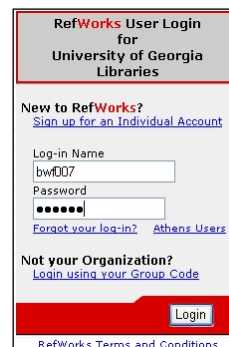
When done, click the *Export* button.

Select the radio buttons for *Marked records from this search: ##*, and *RefWorks*.

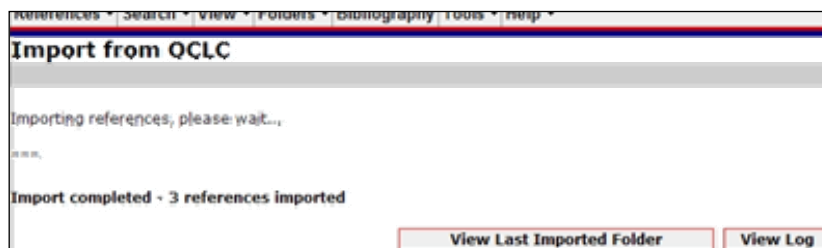
Click *Export* button.



When prompted, login to your RefWorks account.



The OCLC database exports your citations directly into the *Last Imported* folder in RefWorks. Click *View Last Imported Folder* to **move them** into another folder.



References in *Last Imported* will be copied to *References Not in a Folder* the next time you import. Move them to other folders.

***List of OCLC FirstSearch databases in GALILEO®**

ArticleFirst, CLASEPeriódica, ERIC, PapersFirst, ProceedingsFirst, WorldCat